







City of Burbank Summary of Revenue Options:

Revenue Category	Current Rate	Current Annual Revenue	Incremental/ New Revenue		Popular Vote Requirement		Who Pays?		
			Rate	Annual Revenue Estimate	Specific Purpose	General Purpose	 Residents	 Businesses	 Non-Residents
Admission/ Entertainment Tax	0%	\$0		TBD	2/3 Majority	50% + 1	✓		✓
Gross Receipts Tax	0%	\$0		TBD	2/3 Majority	50% + 1		✓	
Marijuana Local Excise Tax	0%	\$0		TBD	2/3 Majority	50% + 1	✓	✓	✓
Parcel Tax	1%	\$42 million	\$100/ Single Fam Parcel & \$1,000/ Other Parcel	\$6 million	2/3 Majority	2/3 Majority	✓	✓	
Sales Tax	9.25%*	\$33 million	1%	\$30 million	2/3 Majority	50% + 1	✓	✓	✓

Revenue Category	Current Rate	Current Annual Revenue	Incremental/ New Revenue		Popular Vote Requirement		Who Pays?		
			Rate	Annual Revenue Estimate	Specific Purpose	General Purpose	 Residents	 Businesses	 Non-Residents
Transient Occupancy Tax	11%**	\$12 million	1%	\$1 million	2/3 Majority	50% + 1			✓
Transient Parking Tax	12%	\$3 million	1%	\$250,000	2/3 Majority	50% + 1	✓	✓	✓
Utility Users Tax - Cable & Over the Top TV Utility Users Tax	0%	\$0	7%	\$1.8 million	2/3 Majority	50% + 1	✓	✓	
Utility Users Tax - Electric	7%	\$20 million	1%	\$2.8 million	2/3 Majority	50% + 1	✓	✓	
Utility Users Tax - Water	0%	\$0	7%	\$1.8 million	2/3 Majority	50% + 1	✓	✓	

*as of 7/13/17, COB allocated 1% of sales tax rate

**Includes 1% TBID